

# MARYLAND METRICS

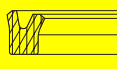
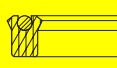
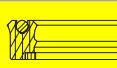
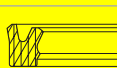










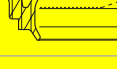


## Parker Prädifa[PDF] Metric Seal Profile Selector

### Prädifa Range of Seals






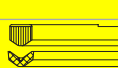









Profilschnitt/ Profile cross-section	Profilbezeichnung Profile reference	Anwendungen Application			Einsatzgrenzen (mit Standard-WS) Working data (with standard comp.)			Nicht für Neukonstruktionen Not for new designs
		Hydraulik	Pneumatik	Bergbau/Mining	Betriebsdruck Working Pressure max. (bar)	Gleitgeschw. Surface speed max. (m/s)	Temperatur (°C)	

Profilschnitt/ Profile cross-section	Profilbezeichnung Profile reference	Anwendungen Application			Einsatzgrenzen (mit Standard-WS) Working data (with standard comp.)			Nicht für Neukonstruktionen Not for new designs
		Hydraulik	Pneumatik	Bergbau/Mining	Betriebsdruck Working Pressure max. (bar)	Gleitgeschw. Surface speed max. (m/s)	Temperatur (°C)	

### Stangendichtungen Rod Seals

	B3	●			400	0,5	-35/+110	
	BA	●			350	0,5	-35/+80	
	BD	●			500	0,5	-35/+110	
	BS	●			400	0,5	-35/+110	
	BU	●			500	0,5	-35/+110	
	C1	●			160	0,5	-35/+100	
	C1		●		16	1,0	-35/+80	
	C3	●			160	0,5	-35/+100	●
	CR	●			350	4,0	-30/+100	
	E5 (NBR)		●		16	1,0	-30/+80	
	E5 (PUR)		●		16	1,0	-35/+80	
	E8		●		16	1,0	-20/+80	
	E9		●		16	1,0	-10/+150	
	EF		●		10	1	-30/+80	
	EL (NBR)		●		10	1,0	-10/+80	
	EL (PUR)		●		16	1,0	-35/+80	
	EM		●		16	1,0	-35/+80	

### Stangendichtungen Rod Seals

	EP		●		16	1,0	-35/+80	
	ET		●		10	1	-35/+80	
	EU		●		16	1,0	-35/+80	
	EV		●		16	1,0	-30/+80	
	GC	●			400	0,5	-35/+110	
	JA	●			315	1,0	-30/+100	
	M0	●			350	0,5	-40/+100	
	M2	●			350	0,5	-40/+100	
	M3	●			500	0,5	-40/+100	
	M5	●			500	0,5	-40/+100	
	OD	●			600	4,0	-30/+100	
	ON	●			600	4,0	-30/+100	
	Q3	●			250	0,5	-30/+100	
	R3	●			315	0,5	-30/+100	
	Z9		●		16	1,0	-20/+80	
	ZJ			●	500	0,1	-20/+100	

Working data stated above are valid for standard materials and use in standard media. The exact permissible temperature range for the whole assembly including the seal, must be determined in application conditions. For more detailed information, please refer to the respective catalogue pages for the seal profile.

# Prädifa Range of Seals

Profilschnitt/ Profile cross-section	Profilbezeichnung Profile reference	Anwendungen Application			Einsatzgrenzen (mit Standard-WS) Working data (with standard comp.)			Nicht für Neukonstruktionen Not for new designs
		Hydraulik	Pneumatik	Bergbau/Mining	Betriebsdruck Working Pressure max. (bar)	Gleitgeschw. Surface speed max. (m/s)	Temperatur (°C)	

Profilschnitt/ Profile cross-section	Profilbezeichnung Profile reference	Anwendungen Application			Einsatzgrenzen (mit Standard-WS) Working data (with standard comp.)			Nicht für Neukonstruktionen Not for new designs
		Hydraulik	Pneumatik	Bergbau/Mining	Betriebsdruck Working Pressure max. (bar)	Gleitgeschw. Surface speed max. (m/s)	Temperatur (°C)	

## Kolbendichtungen Piston Seals

	B7	●			400	0,5	-35/+110	
	C2	●			160	0,5	-25/+100	
	C2		●		16	0,5	-25/+80	
	CP	●			350	4,0	-30/+100	
	D1	●			500	0,5	-40/+100	●
	DE		●		12	1,0	-30/+80	
	DK (NBR)		●		16	1,0	-30/+80	
	DK (PUR)		●		16	1,0	-35/+80	
	DL		●		10	1,0	-35/+80	
	DP		●		12	1,0	-30/+80	
	DR		●		10	1,0	-20/+80	
	E4 (NBR)		●		16	1,0	-30/+80	
	E4 (PUR)		●		16	1,0	-35/+80	
	EK (NBR)		●		16	1,0	-30/+80	
	EK (PUR)		●		16	1,0	-35/+80	
	GD	●			350	1,0	-30/+80	●
	KR	●			300	0,5	-35/+125	

## Kolbendichtungen Piston Seals

	KU	●			400	0,5	-30/+100	
	M4	●			500	0,5	-40/+100	
	MK		●		12	1,0	-30/+80	
	NG	●			250	0,5	-40/+100	
	N0	●			500	1,0	-40/+100	
	OA		●		16	4,0	-30/+80	
	OE	●			600	4,0	-30/+100	
	OG	●			600	4,0	-30/+100	
	OK	●			800	1,0	-30/+110	
	PZ		●		12	1,0	-20/+80	
	Z5		●		16	1,0	-30/+80	
	Z7		●		16	1,0	-30/+80	
	Z8 (NBR)		●		16	1,0	-20/+80	
	Z8 (PUR)		●		16	1,0	-35/+80	
	ZC		●		500	0,1	-20/+100	
	ZP		●		500	0,1	-20/+100	
	ZQ		●		1500	0,1	-20/+100	

Working data stated above are valid for standard materials and use in standard media. The exact permissible temperature range for the whole assembly including the seal, must be determined in application conditions.

For more detailed information, please refer to the respective catalogue pages for the seal profile.

# Prädifa Range of Seals

Profilschnitt/ Profile cross-section	Profilbezeichnung Profile reference	Anwendungen Application			Einsatzgrenzen (mit Standard-WS) Working data (with standard comp.)			Nicht für Neukonstruktionen Not for new designs
		Hydraulik	Pneumatik	Bergbau/Mining	Betriebsdruck Working Pressure max. (bar)	Gleitgeschw. Surface speed max. (m/s)	Temperatur (°C)	

## Kolbendichtungen Piston Seals

	ZS	●			315	0,5	-30/+100	
	ZW	●			400	0,5	-35/+100	
	ZX	●			400	0,5	-30/+100	

## Abstreifringe Wipers

	A1 (NBR)	●		●	-	2,0	-35/+100	
	A1 (PUR)	●		●	-	2,0	-35/+110	
	A2 (NBR)		●		-	2,0	-30/+80	
	A2 (PUR)		●		-	2,0	-35/+80	
	A5 (NBR)	●		●	-	2,0	-35/+100	
	A5 (PUR)	●		●	-	2,0	-35/+95	
	A6	●		●	-	2,0	-20/+100	
	AD	●			-	4,0	-30/+100	
	AF	●			-	2,0	-35/+100	
	AG	●			-	2,0	-35/+100	
	AM	●		●	-	2,0	-30/+100	
	AT	●			-	4,0	-30/+100	
	AY	●			-	2,0	-35/+100	

Profilschnitt/ Profile cross-section	Profilbezeichnung Profile reference	Anwendungen Application			Einsatzgrenzen (mit Standard-WS) Working data (with standard comp.)			Nicht für Neukonstruktionen Not for new designs
		Hydraulik	Pneumatik	Bergbau/Mining	Betriebsdruck Working Pressure max. (bar)	Gleitgeschw. Surface speed max. (m/s)	Temperatur (°C)	

## Führungselemente Guiding Elements

	F1	●			-	5,0	-40/+100	
	F2		●		-	5,0	-100/+200	
	F3	●			-	5,0	-100/+200	
	FP	●			-	5,0	-30/+120	
	FR	●		●	-	0,5	-50/+340	

## PTFE-Stützringe PTFE Back-up-rings

	XA	●		●	-	-	-150/+225	
	XB	●		●	-	-	-150/+225	
	XC	●		●	-	-	-150/+225	

## PU-O-Ringe PU O-Rings

	V1	●		●	600	0,5	-35/+100	
	V1		●		600	0,5	-35/+80	

## Flanschdichtungen Flange Seals

	V2	●		●	315	-	-30/+100	
	OV	●			600	-	-35/+110	

Working data stated above are valid for standard materials and use in standard media. The exact permissible temperature range for the whole assembly including the seal, must be determined in application conditions.

For more detailed information, please refer to the respective catalogue pages for the seal profile.

# Prädifa Range of Seals

Profilschnitt/ Profile cross-section	Profilbezeichnung Profile reference	Anwendungen Application			Einsatzgrenzen (mit Standard-WS) Working data (with standard comp.)			Nicht für Neukonstruktionen Not for new designs
		Hydraulik	Pneumatik	Bergbau/Mining	Betriebsdruck Working Pressure max. (bar)	Gleitgeschw. Surface speed max. (m/s)	Temperatur (°C)	

## Dämpfungsringe Cushioning Seals

	V6	●		16	1,0	-30/+80	
	PP (NBR)	●		16	1,0	-20/+80	
	PP (PUR)	●		16	1,0	-35/+80	

## Rotordichtungen Rotary Seals

	C1	●		20	0,2	-35/+100	
	C5	●		20	0,2	-30/+100	
	C9	●		40	0,2	-30/+100	
	KA	●		400	0,2	-30/+100	
	OR	●		300	1,0	-30/+100	
	RS	●		500	0,5	-35/+100	

## Dichtsysteme für Trennkolben Sealing systems for Dual Media

	KS	●		350	3,0	-30/+80	
--	----	---	--	-----	-----	---------	--

## Dichtsystem für Wasserpumpen Sealing System for Water Pumps

	W1	●		250	2,0	0/+80	
	W2/ W3	●		80	2,0	0/+80	
	W7	●		-	2,0	0/+100	

Working data stated above are valid for standard materials and use in standard media. The exact permissible temperature range for the whole assembly including the seal, must be determined in application conditions. For more detailed information, please refer to the respective catalogue pages for the seal profile.

Profilschnitt/ Profile cross-section	Profilbezeichnung Profile reference	Anwendungen Application			Einsatzgrenzen (mit Standard-WS) Working data (with standard comp.)			Nicht für Neukonstruktionen Not for new designs
		Hydraulik	Pneumatik	Bergbau/Mining	Betriebsdruck Working Pressure max. (bar)	Gleitgeschw. Surface speed max. (m/s)	Temperatur (°C)	

## Flexiseals® – federunterstützte PTFE-Dichtungen Flexiseals® – Spring loaded PTFE Seals

	JD	●		350	4,0	-150/+225	
	JR	●		350	-	-150/+225	
	JS	●		350	15,0	-150/+225	
	JK	●		350	15,0	-150/+225	
	JF	●		350	-	-150/+225	
	JG	●		350	-	-150/+225	
	JB	●		800	-	-150/+225	
	JC	●		800	-	-150/+260	
	JE	●		800	-	-150/+260	
	JH	●		800	-	-150/+260	

## How To Use This Chart

- Find the cross-section and Profile reference that matches the metric seal you wish to replace.
- Determine the following:
  - Inside Diameter
  - Outside Diameter
  - Quantity • Pressure • Fluid Media
- Metric seals are available in Nitrile, Fluorocarbon and Ethylene Propylene with or without fabric reinforcement.
- Call Maryland Metrics for availability and delivery information.

## Prädifa Seals are available from MARYLAND METRICS

P.O. Box 261 Owings Mills, MD 21117 USA  
 ph: (410)358-3130 (800)638-1830  
 fx: (410)358-3142 (800)872-9329  
 web: <http://mdmetric.com>  
 email: [sales@mdmetric.com](mailto:sales@mdmetric.com)  
 RFQ form at <http://mdmetric.com/rfq.htm>